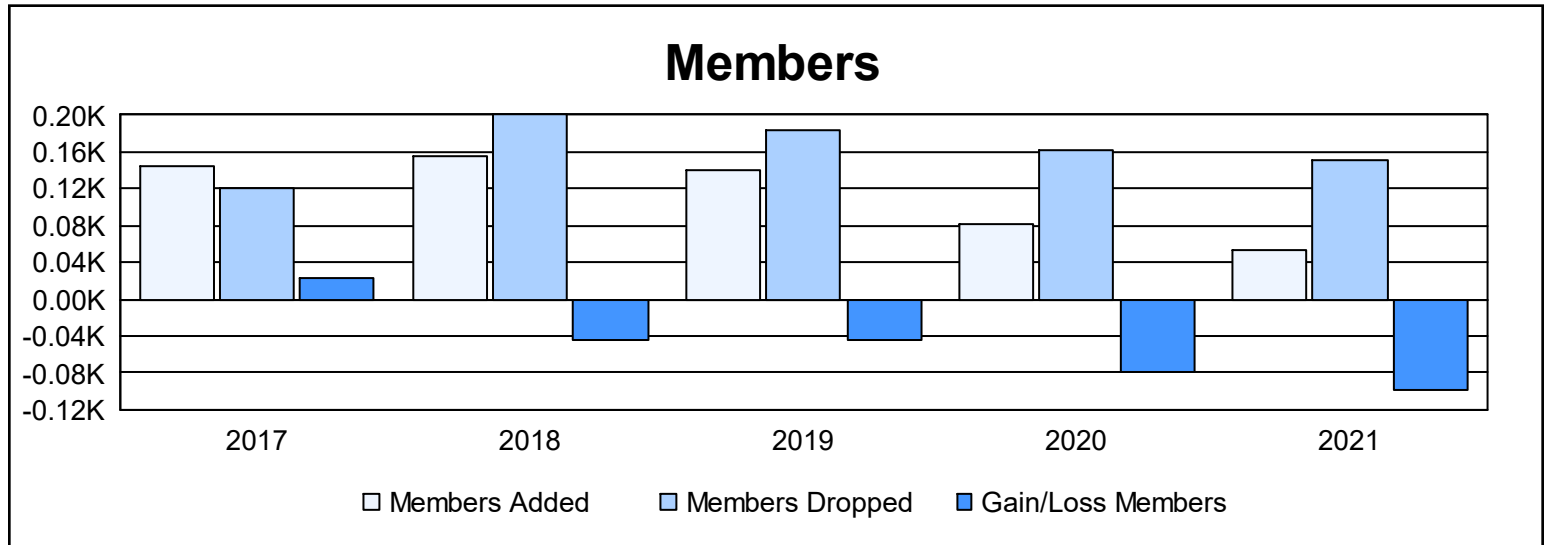
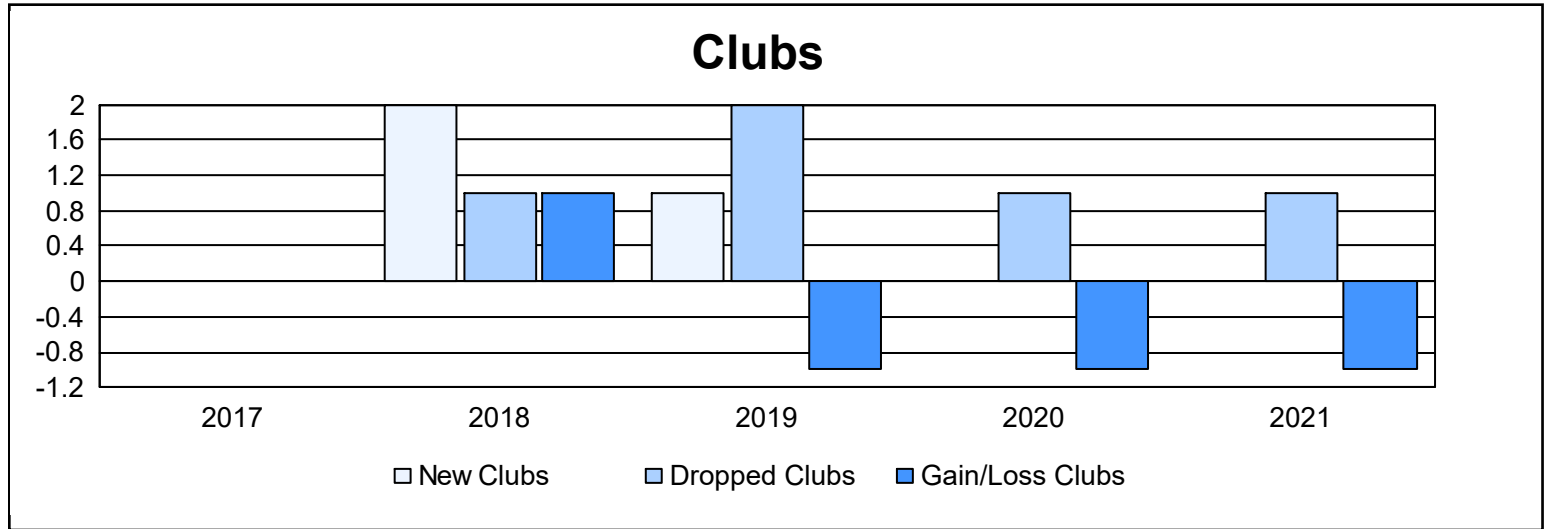
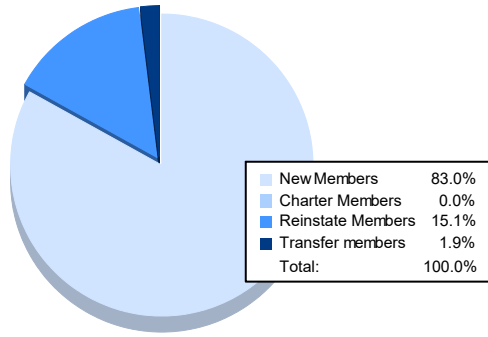


| Year           | New Clubs | Dropped Clubs | Gain/ Loss Clubs | New Members | Charter Members | Reinstate Members | Transfer Members | Total Member Added | Total Members Dropped | Gain/ Loss Members |
|----------------|-----------|---------------|------------------|-------------|-----------------|-------------------|------------------|--------------------|-----------------------|--------------------|
| 2016-2017      | 0         | 0             | 0                | 134         | 0               | 3                 | 7                | 144                | 121                   | 23                 |
| 2017-2018      | 2         | 1             | 1                | 98          | 52              | 3                 | 3                | 156                | 200                   | -44                |
| 2018-2019      | 1         | 2             | -1               | 89          | 29              | 10                | 12               | 140                | 184                   | -44                |
| 2019-2020      | 0         | 1             | -1               | 66          | 1               | 7                 | 7                | 81                 | 161                   | -80                |
| 2020-2021      | 0         | 1             | -1               | 44          | 0               | 8                 | 1                | 53                 | 151                   | -98                |
| <b>Average</b> | <b>1</b>  | <b>1</b>      | <b>0</b>         | <b>86</b>   | <b>16</b>       | <b>6</b>          | <b>6</b>         | <b>115</b>         | <b>163</b>            | <b>-49</b>         |



### Membership Composition June 2021 Cumulative



### Gender Composition June 2021 Cumulative

